

LEVEL 2 B-BBEE

PRODUCT CATALOGUE

INDEX

The ERS Core Software	02	ERS Watchdog	11
Attendance	03	Access Control	12
Time Management	04	Devices & Accessories	13
Enforcer	05	Turnstiles & Barriers	17
Leave Management	06	Vehicle Barriers	20
Job Costing	07	Intercoms	22
Smartphone Clocking App	08	Access Control Locks & Accessories	23
Desktop Clocking	09	Printers & Accessories	24
Web Clocking	09	Sanitisers, Dispensers & Refills	25
Communication Module	10	Metal Detectors	26

ERSBio provides a wide variety of biometric hardware to suit the varying industry requirements and working environments. Our biometrics range from various Fingerprint options to Facial devices, as well as newer Palm Vein technologies. We are also at the forefront of SmartPhone App development.

Our cloud modules cater to basic Attendance needs, through to advanced Time and Attendance, Leave management, Access Control and Job Costing. Our software has been fine-tuned over the last 20 years to cater for the various industry requirements, as well as client needs.

Our Development Team is continuously improving our current systems, developing new solutions, as well as providing bespoke solutions for the growing need to incorporate biometrics in more applications.





THE ERS CORE SOFTWARE

The ERS Biometrics Core Software allows for the full account setup of users and their respective viewer rights and the setting up of groups, departments etc. The software comes standard with our Employee Module, with the flexibility of creating custom fields, as well as auto-reporting functionality.



The Core Software supports all of our modules, providing a powerful resource management tool for your business.

- Employee Management
- User Management
- Setup SMS / Email Alerts
- Comprehensive Reporting
- Full access to our dedicated Support team



ATTENDANCE

The ERS Biometrics Attendance Module caters for the smaller businesses, providing Basic Attendance needs, enabling companies to monitor and manage their employee attendance and time worked. It replaces outdated Card Punch Systems / Registers.

- Employee Management
- Setup of Groups
- Setup of Departments
- Comprehensive Attendance reports
- Auto report functionality
- Online Device monitoring and management
- Full access to the ERSBio SMS Communication Module
- Real-time monitoring
- Notifications



TIME MANAGEMENT

The ERS Biometrics Time and Attendance Module caters for advanced business requirements, enabling companies to accurately manage their employee attendance, hours worked, overtime taken, leave submitted, etc. The module takes away many of the manual processes allowing for easy exception management.

- Advanced Shift Management
- Schedule Your Shifts / Rostering
- Comprehensive reports
- Auto report functionality
- SMS/email notification of exceptions
- Leave Management
- Pre-loading of Overtime
- Clock Management
- Export to Payroll
- Full access to the ERSBio SMS Communication Module

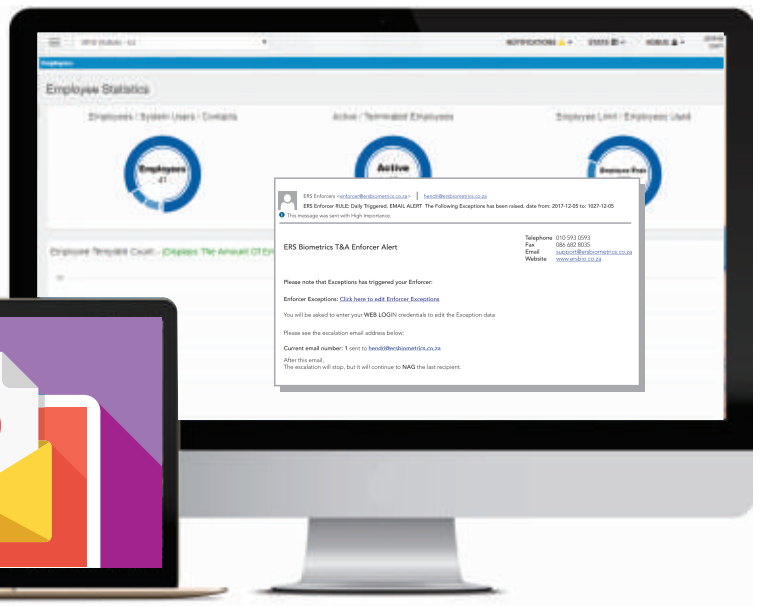




ENFORCER

The ERS Biometrics Enforcer Module manages all Clocking Exceptions on behalf of a business, simply notifying management of when an employee doesn't clock IN or OUT, works Short hours and even when an employee works unauthorized overtime.

- Automated Exception Management
- Only shows clocking exceptions
- Sends Email Alerts to Line Manager
- Escalates alerts or sends reminders if not attended to
- Respond with comments only or edits
- Keeps Managers accountable for Time Management





LEAVE MANAGEMENT

Leave is one of the most time-consuming and difficult processes for any business to manage. Our unique Leave Management Module option provides the facility to pre-load annual or sick leave for employees, reducing the need for modifications at a later stage. Leave can be applied for online and approved with the click of a button.

- Employees can apply for leave online or from our smartphone app
- System admin users / management can immediately approve or decline the leave
- An automated email is sent out to both the employee and the manager confirming the leave status
- The updated leave is then ready to sync with payroll
- Able to Upload/Attach relevant documentation
- Add comments to motivate requests



JOB COSTING

The ERS Biometrics Job Costing Module allows you to capture your job costing activities online, automatically transferring the data to the biometric device (Device specific) or Smartphone APP. Employees access the activities on a dropdown menu on the device/s itself when clocking. Specific activities can be set to only appear on selected devices, making the dropdown selection simple and uncluttered.

- Easy job selection with positive identification
- Comprehensive reports
- Integrates into scales (Weight & Quantity)
- Exports to payroll
- Barcode integration for easy capture



*Compatible with version R14 and higher ERSBio cloud software

SMARTPHONE CLOCKING APP

DOWNLOAD THE ERS MOBILE CLOCK PLUS ON THE APPLE STORE OR GOOGLE PLAY



The “ERSBio R14 App” is a SmartPhone Time and Attendance Clocking APP that enables employees to clock IN or OUT from a remote location, using the phone’s GPS functionality to plot them on Google Maps to verify their location. All clocking information is viewable on the ERS Biometrics Time & Attendance Module, giving you extensive tools and reports to properly manage your remote employees’ time worked.

- Links to the ERS Biometrics T&A Software
- GPS coordinates of clocking locations
- Geofencing
- Plot clocking on Google Maps
- Apply and/or approve Leave application
- Facial Verification available
- Photo function for visual evidence
- Clock multiple employees
- Job Costing functionality
- Supports external fingerprint module
- Receive notifications and alerts



DESKTOP CLOCKING

The ERSBio Desktop Clocking Module will allow employees to clock IN and OUT on the ERS software at their workstation as an alternative or in conjunction with the traditional clocking methods, without having to log in through the internet onto our system.

- Multiple employees can be clocked IN or OUT on one workstation
- Employees can be enrolled through the use of a fingerprint scanning device
- Overviews of all employees and their working hours
- Reports can be pulled per employee
- Automatically synchronize with the ERS Biometrics Cloud Software when connected to the internet

ADDITIONAL HARDWARE



EBZU02 | USB Fingerprint Scanner

The EBZU02 USB device is used to enroll employees onto the ERSBio software from a workstation, as well as clock employees IN & OUT on our Desktop Clocking Module.

- Enrolment reader
- Desktop Clocking device



WEB CLOCKING

The ERSBio Web Clocking Module allows employees to clock IN and OUT on the ERS software at their workstation as an alternative or in conjunction with the traditional clocking methods.

- Multiple employees can be clocked IN or OUT on one workstation
- Blocking / allowing of certain IP addresses, ensuring that employees cannot clock from home and must be present at work in order to clock
- The interface can be dragged into any position on the screen
- Shows employees T&A stats, broken down into Hours worked, Breaks and Total hours
- For positive identification, employees can clock in for work directly on the ERSBio Cloud Software, using Facial Recognition or via the EBZU02 / EBZU03 fingerprint devices



COMMUNICATION MODULE

The ERS Biometrics Communication Module enables businesses to send personalised bulk SMS messages to their database of employees or clients, as well as suppliers, from a central point.

- Send messages immediately or schedule them
- Personalise messages
- Incorporate data from any field (Amount Due, etc.)
- Save Template messages
- Sends automatic messages for special dates (Birthdays etc.)
- Allows for reply messages
- Comprehensive reporting





ERS WATCHDOG

ERS Watchdog will allow you to monitor your employee's activity on their work computers / laptops once they have clocked IN for work, giving a clear indication of which sites / applications / programs were accessed and for which period of time.

You have full control over which programs are seen as Productive or Unproductive, and certain sites or applications can be blocked, immediately clocking the employee OUT for work, once accessed. The employee is also clocked OUT if they have been inactive for a certain period of time. This will allow you to generate a report on exactly how many hours an employee is truly working.

ERS Watchdog is online and needs no hardware to install. Once the employee is done working for the day, they can clock OUT and are free to access any site / application / program.

- Employees can apply for leave online or from our smartphone app
- System admin users / management can immediately approve or decline the leave
- An automated email is sent out to both the employee and the manager confirming the leave status
- The updated leave is then ready to sync with payroll
- Able to Upload/Attach relevant documentation
- Add comments to motivate requests

COMPREHENSIVE REPORTS


Generate Reports on exactly which programs / sites / applications are used and the duration of activities. Reports can be categorised as Productive and Unproductive and are grouped.

LINKS TO T&A

Employees can clock IN or OUT for work on the app, either at the office or working from home. Comments can be added if additional info is required.

ALERTS

Set up programs / sites / applications that are seen as unproductive or are not permitted and automatically warn an employee if these are accessed via a pop-up screen.





ACCESS CONTROL

The ERS Biometrics Access Control Module will allow you to manage your access control remotely, creating a secure business premises.

- Secure Access Control Management
- Time Zones (EBZ500-Series only)
- Temporary Access Rights (EBZ500-Series only)
- Smart Access / Access rights altered based on triggers (EBZ500-Series only)
- License Plate Recognition
- Visitor Management



DEVICES & ACCESSORIES



ERSBio EBZ101 | Fingerprint Device

The EBZ101 device utilizes fingerprint verification to positively identify individuals. Both wi-fi and LAN connection can be used to communicate with our specialised cloud-based software.

- Fingerprint Capacity | 3,000
- Transaction Capacity | 30,000



ERSBio EBZ500-SERIES | Multi-function Fingerprint Device

The ERSBio EBZ500-Series devices utilize fingerprint verification to positively identify individuals. It allows for both 4G and LAN communication to our cloud-based software. They have been designed to integrate with multiple 3rd party hardware devices, such as slave readers, scales and barcode scanners.


- Fingerprint Capacity | 10,000 / 25,000 / 50,000
- Transaction Capacity | 100,000



ERSBio EBZM-SERIES | Multi-function Mobile Fingerprint Device

Mounted in a durable carry case, the portable version of the EBZ500 Series Devices are equipped with a power level indicator, built-in battery and charger. It comes with an optional car charger / inverter as well as a mounting bracket for temporary installation. They utilize 4G to communicate with our cloud-based software with an optional LAN connection. They have been designed to integrate with multiple 3rd party hardware devices, such as scales and barcode scanners.

- Fingerprint Capacity | 10,000 / 25,000 / 50,000
- Transaction Capacity | 100,000





EBS820 | Waterproof Fingerprint & Card Terminal

The EBS820 outdoor fingerprint terminal provides comprehensive Access Control and Time & Attendance. Packed in a rugged IP67 housing, with multi-class RFID reading technology.


- Fast fingerprint matching speed
- Advanced accuracy and security
- High-precision OP6 optical sensor



EBS840 | Fingerprint & Card Terminal

The EBS840 device utilises the next generation of optical sensor for improved fingerprint sensing to offer unrivaled performance.

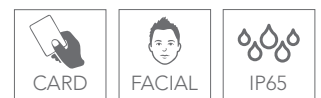
- Suitable for indoor and outdoor environments
- Superb matching algorithm, memory handling and powerful processor
- Built-in WiFi and Power-over-Ethernet functionality



EBSF850 | Facial & Card Terminal

Easy to install, from small offices to massive enterprise buildings. The slim, compact design of the EBSF850 device is suitable for both indoor and outdoor environments, thanks to its robust IP65 and IK06 ratings.


- Anti-spoofing via IR-Based Live Face Detection
- Wi-Fi and POE+ support
- Rapidly recognize moving faces



EBSFF850 | Facial & Fingerprint Terminal

The EBSFF850 boasts exceptional authentication accuracy achieved by the fusion matching of visual and infrared(IR) face recognition.

- Anti-spoofing via IR-Based Live Face Detection
- Encrypts all biometric credentials & personal information
- Fusion matching recognition





ERSBio EBZS01

IP65 Rated Slave Fingerprint Device

The EBZS01 slave device utilizes Fingerprint for positive verification. It has an IP65 weatherproof rating and interfaces with both access control devices and controllers.

COMPATIBLE
WITH
VARIOUS
BIOMETRIC
DEVICES



LAN

FP



SCALES | Hanging & Platform

Both Scale options are linked to a EBZ501 device, which communicates both quantity and/or weight through to the ERSBio server.

PLATFORM SCALES

- 60 / 150 / 300 / 600 kg Capacity
- 400x500 / 450x600 / 600x800 mm Platform Sizes

HANGING SCALES

- 150kg Maximum Weight Capacity

COMPATIBLE
WITH
EBZ501

ADDITIONAL DEVICE ACCESSORIES



3.2 / 6.4 AMP
POWERSTORE



12V BATTERY



EXTERNAL
WHIP AERIAL



EBZ500/1
RAINCOVER



EBZ101
RAINCOVER



MOBILE
CHARGER/
INVERTER



3 CORE
POWER CABLE
(PER METER)



16X16mm
SQUARE
TRUNKING
(PER METER)



FIXED MOBILE
MOUNTING
BRACKET



2000VA &
3000VA UPS's



HANDHELD
BARCODE
SCANNER





TURNSTILES & BARRIERS



FULL HEIGHT MANTRAP CUBICLE

- Single or Double
- Interior use
- No maintenance






FULL HEIGHT BI-DIRECTIONAL INDUSTRIAL TURNSTILE

- Single or Double
- Interior or exterior use
- 3, 4 or 5-arm available




FULL HEIGHT BI-DIRECTIONAL MANTRAP TURNSTILE

- Single only
- Interior or exterior use
- Can be fully disassembled to fit through a standard door




SPEEDGATE EXPRESS

- 1 sec open / 1 sec close
- Interior or exterior (covered) use
- Bi-directional
- Multi-lane configurations



SINGLE LANE PARAPLEGIC GLASS BARRIER

- 10 open/closes per minute
- Interior or exterior (covered) use
- wide lane width





SPECIAL NEEDS GATE

- 180° opening
- Interior or exterior (covered) use
- wide lane width



CARD DROP BOX

- Used with turnstiles, mantrap booths, access gates and vehicle barriers
- Interior or exterior use
- Optical sensors to detect falling cards



EBESB01 BREATHALYSER

- Links with biometric identification terminals
- Optional red beacon light or siren indicating FAIL attempts
- Optional camera takes picture of every individual / individuals that test positive
- Detachable front casing for easy calibration or repairs

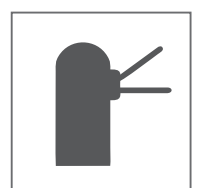


EBS010 BREATHALYSER

- Ethanol specific electrochemical fuel cell sensor
- Air flow rate checking for no blows with a pressure sensor
- Calibrated to Fail from 0.01% BAC
- Fully interchangeable and replaceable sensor module



VEHICLE BARRIERS



TALON VEHICLE BARRIER

- Various arm lengths
- Double-sided spikes protect from both sides
- Left or right handed orientation





VELOCITY VEHICLE BARRIER

- High-speed operation, low power consumption
- Articulated arm available
- Built-in battery backup

ADDITIONAL VEHICLE BARRIER HARDWARE



TRAFFIC LIGHT -
RED & GREEN
(TALON BARRIER
ONLY)



GROUND LOOP
2M X 0.75M
CUT INTO
ROADWAY



ARTICULATED
BARRIER ARM
(TALON BARRIER
ONLY)



2M CAR / TRUCK
GOOSENECK
STAND



STAINLESS STEEL
CAR GOOSENECK
STAND 1.2M
INCLUDING
RAINCOVER



POWDER COATED
CAR GOOSENECK
STAND 1.2M
INCLUDING
RAINCOVER



INTERCOMS



COMMAX 4.3" VIDEO DOOR INTERCOM KIT

Controlled by using optical-touch keys, it allows you to connect one door station and home phone (DP-4VHP, not included in the kit).

- 4.3 inch TFT LCD screen
- Support 1 Monitor, 2 Camera and 2 Interphones



ACCESS CONTROL LOCKS & ACCESSORIES



300KG
MAGNETIC
LOCK
COMPLETE



600KG
MAGNETIC
LOCK
COMPLETE



TIMER RELAY
FOR MAGLOCK



NO-TOUCH
SENSOR



TOUCH TO
EXIT SENSOR



IP68 NO-TOUCH
EXIT SENSOR



PUSH BUTTON
WIRED AND
FITTED



SECURITY BYPASS
KEY FITTED ON
OUTSIDE OF
DOOR



WIRELESS REMOTE
CONTROL PUSH
BUTTON



1 CHANNEL
WALL MOUNTED
TRANSMITTER



EMERGENCY
EXIT SWITCH
BOX - RESET
TYPE



BYPASS
ACTIVATION
ALARM



E2S SIREN RANGE
4 X MODELS
AVAILABLE
300m / 500m / 800m /
1000m sound output



EBOT01
240 V AC 7-day
Programmable
Electronic Timer



HEAVY DUTY
DOOR CLOSURE
85KG MAX



DOOR LOOPS



3-CORE WIRE



MULTICOR WIRE



PRINTERS & ACCESSORIES



SMART ID CARD
PRINTER
SINGLE-SIDED HD



BLACK RIBBON
1200 PRINTS



COLOUR RIBBON
250 PRINTS



15MM ROYAL
BLUE LANYARD
(100 MIN)



RF CARDS



RF CARD
HOLDER



SANITISERS, DISPENSERS & REFILLS



PUSH BUTTON DISPENSER

Wall-mounted, push button dispensers utilise alcohol-based spray refills.

- 70% Alcohol-based refill
- Double-sided tape or screw mounted options available
- Refillable
- Easy to use



5L SANISER REFILL

- 70% Alcohol-based refill
- Quick to evaporate



METAL DETECTORS



EBZMD02 | Walk-through Metal Detector

- 33 Mutual over-lapping detecting zones
- Sensitivity adjustable
- Uses high-density fireproof material
- Sound & LED alarm



EBZMD03 | Handheld Metal Detector

A perfect tool for speeding up security processes, it comes with indicators that visually display the size of detected objects through different coloured lights.

- Adjustable sound and vibration
- Rechargeable battery
- Up to 40 working hours with a single charge



+27 (0)10 593 0593

www.ersbio.co.za

P.O. Box 13983, Clubview, 0014

